



Once a teacher has shared notes with you through Lesson Messaging, you can reply through your Notebook.

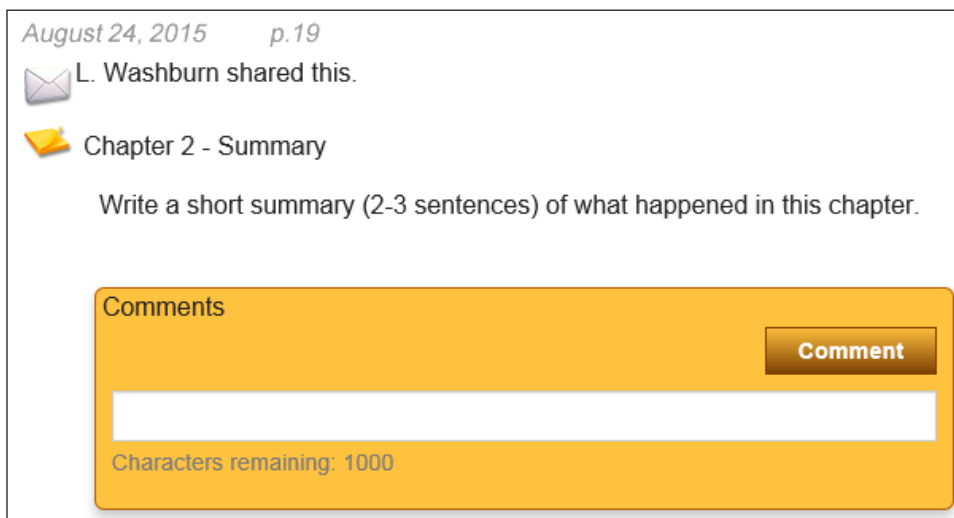
**Important:** You must be connected to the Internet to access your Notebook.

To read and reply to a shared note from your teacher:


1. Do one of the following to open My Notebook:
  - From the Universal Search Home page, select **Bookbag > Notebook**.
  - From the Follett Shelf Home page, click the **Notebook** button.
2. Review the notes shared by your teacher. If you opened My Notebook from the Universal Search of Follett Shelf Home page, click  to the left of the title you want to see notes for. If you opened My Notebook from an eBook, the notes for that title appear automatically.


**Note:** If your teacher shared a note,  appears in My Notebook or on the bottom toolbar of an eBook page.

3. To reply to your teacher's note, click **Comment**.
4. Type your reply in the text box that appears.
5. When you are done, press **Enter** or **Return** to send the reply to your teacher. Your reply appears nested below your teacher's note.



August 24, 2015 p.19

 L. Washburn shared this.

 Chapter 2 - Summary


Write a short summary (2-3 sentences) of what happened in this chapter.

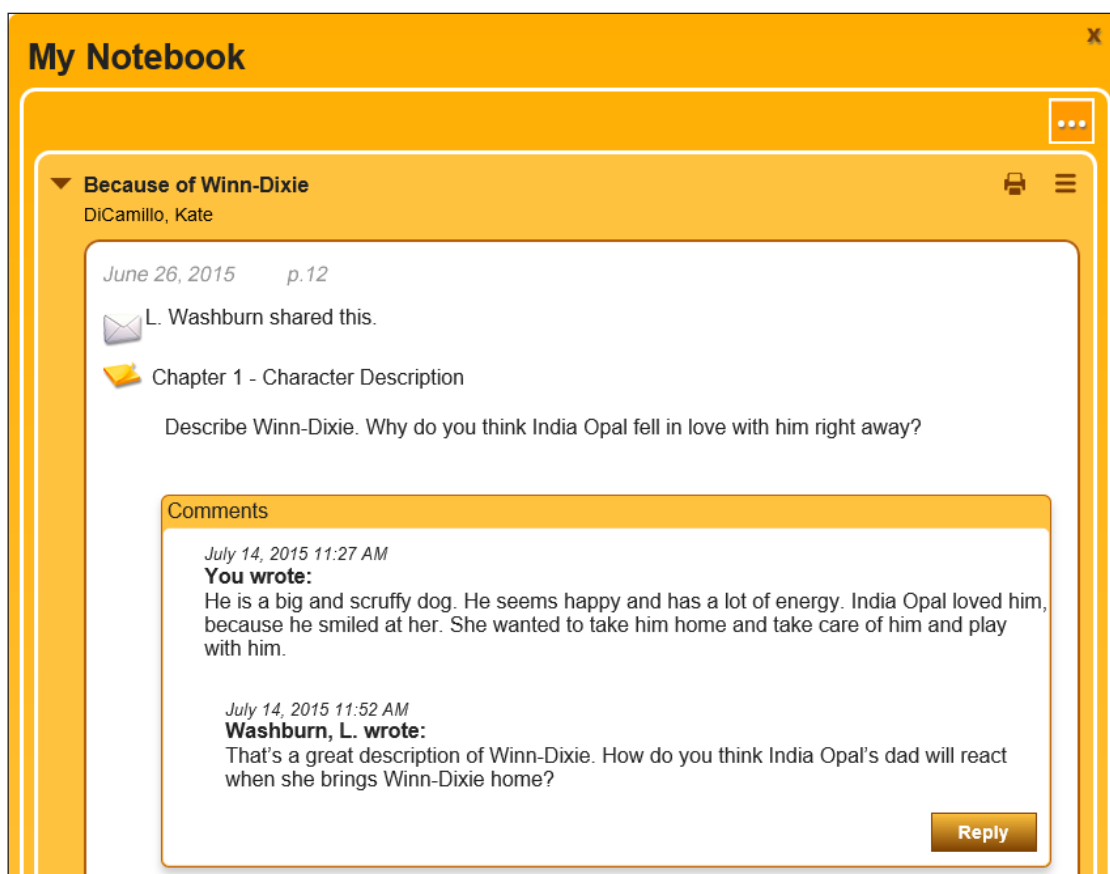
Comments


Characters remaining: 1000

**Comment**

To reply to a message from your teacher:

1. Do one of the following to open My Notebook:
  - From the Universal Search Home page, select **Bookbag > Notebook**.
  - From an open eBook, click the **Notebook** slider.
2. Review your teacher's reply to your message. If you opened My Notebook from the Universal Search or Follett Shelf Home page, click  to the left of the title you want to see notes for. If you opened My Notebook from an eBook, the notes for that title appear automatically.
3. To reply to your teacher's message, click **Reply**.
4. Type your reply in the text box that appears.
5. When you are done, press **Enter** or **Return** to send the reply to your teacher. Your reply appears nested below your teacher's message.



**Note:** If you are reading an eBook and only want to see your highlights or a teacher's highlights on a certain page, click  in the bottom toolbar and select whose content you want to view.